

**EVALUATION REPORT OF
UNION CORRUGATING COMPANY
'29 GA. MASTERRIB PANEL'**


**FLORIDA PRODUCT APPROVAL
FL 7271.7-R2
ROOFING
METAL ROOFING**

**Prepared For:
Union Corrugating Company
P. O. Box 229
Fayetteville, NC 28302
Telephone: (910) 483-0479
Fax: (910) 483-8897**

**Prepared By:
Bala Sockalingam, Ph.D., P.E.
Florida Professional Engineer #62240
1216 N Lansing Ave., Suite C
Tulsa, OK 74106
Telephone: (918) 492-5992
FAX: (866) 366-1543**

**This report consists of
Evaluation Report (3 Pages including cover)
Installation Details (1 Page)**

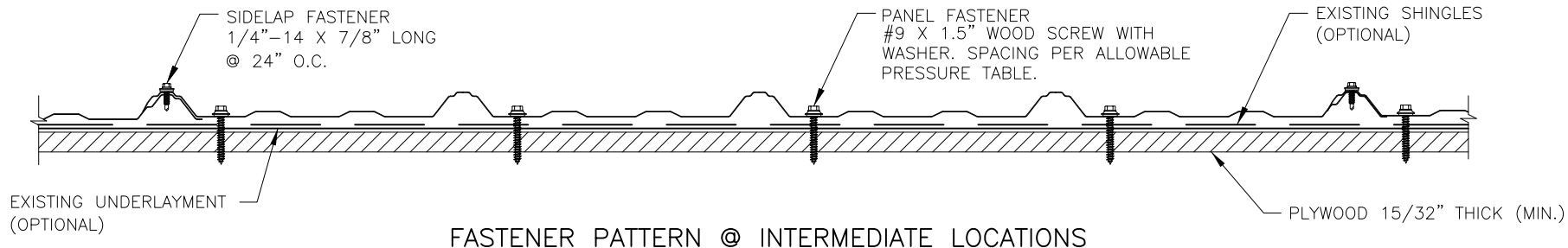
**Report No. C1805-15
Date: 11.30.11**



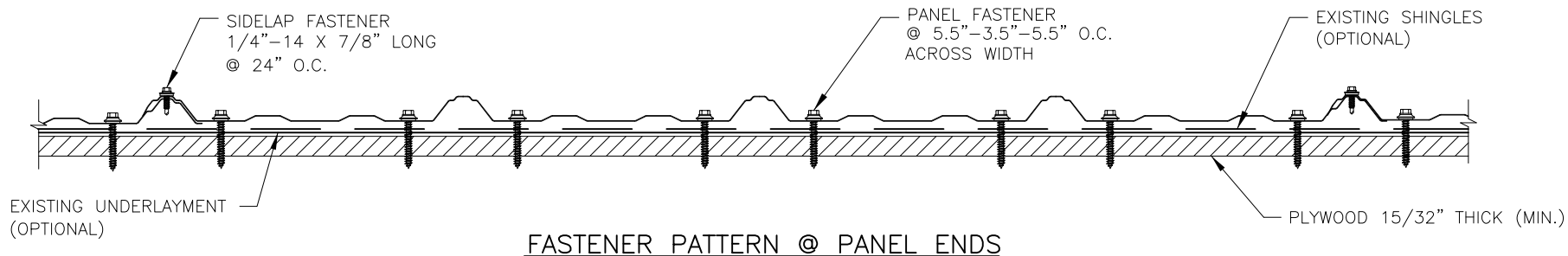
| | |
|---|---|
| Manufacturer: | Union Corrugating Company |
| Product Name: | MasterRib Panel |
| Panel Description: | 36" wide coverage with 3/4" high ribs at 9" o.c. |
| Materials: | Minimum 29 ga., 80 ksi steel. Galvanized coated steel (ASTM A653) or Galvalume coated steel (ASTM A792) or painted steel (ASTM A755). |
| New Underlayment: | Minimum underlayment as per FBC 2007 Section 1507.4.5. Required for new construction and optional for reroofing construction. |
| Existing Underlayment: (Optional) | One layer of asphalt shingles over one layer of #30 felt. For reroofing construction only. |
| Deck Description: | Min 15/32" thick plywood for new and existing constructions. Designed and installed as per FBC 2010. |
| Deck Attachment: | 8d x 2.5" long ring shank nails or #8 x 2" long wood screws @ 6" o.c. at plywood field and edges |
| Slope: | 2:12 or greater in accordance with FBC 2010 Section 1507.4.2 |
| Design Uplift Pressure: (Factor of Safety = 2) | 45.0 psf @ fastener spacing of 24" o.c. 113.1 psf @ fastener spacing of 12" o.c. |
| Panel Attachment: At panel ends At intermediate | #9-15 x 1.5" long wood screw with washer @ 5.5"-3.5"-5.5" o.c. across panel width @ 9" o.c. across panel width |
| Sidelap Attachment: | 1/4"-14 x 7/8" long SDS @ max 24" o.c. |
| Test Standards: | Roof assembly tested in accordance with UL580-94 'Uplift Resistance of Roof Assemblies' & UL1897-98 'Uplift Tests for Roof Covering Systems'. |
| Code Compliance: | The product described herein has demonstrated compliance with FBC 2010 Section 1507.4 |
| Product Limitations: | Design wind loads shall be determined for each project in accordance with FBC 2010 Section 1609 or ASCE 7-10 using allowable stress design. The maximum fastener spacing listed herein shall not be exceeded. This product is not approved for use in the High Velocity Hurricane Zone. Fire classification is not within scope of this Evaluation Report. Refer to FBC 2010 Section 1505 and current |

approved roofing materials directory or ASTM E108/UL790 report from an accredited laboratory for fire ratings of this product.

Supporting Documents: UL580/ UL1897 Test Reports
Farabaugh Engineering and Testing Inc
Project No. T128-08, Reporting Date 2/29/08



FASTENER PATTERN @ INTERMEDIATE LOCATIONS



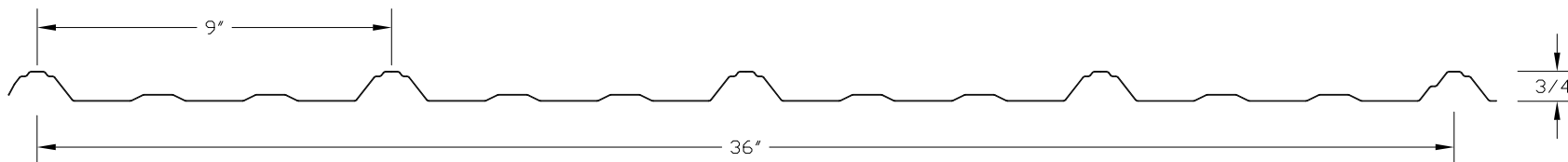
FASTENER PATTERN @ PANEL ENDS

GENERAL NOTES:

1. ARCHITECTURAL ROOF PANEL HAS BEEN DESIGNED IN ACCORDANCE WITH THE FLORIDA BUILDING CODE (FBC).
2. THE ROOF PANELS SHALL BE INSTALLED OVER SHEATHING & STRUCTURE AS SPECIFIED ON THIS DRAWING.
3. REQUIRED DESIGN WIND LOADS SHALL BE DETERMINED FOR EACH PROJECT. THIS PANEL SYSTEM MAY NOT BE INSTALLED WHEN THE REQUIRED DESIGN WIND LOADS ARE GREATER THAN THE ALLOWABLE WIND LOADS SPECIFIED ON THIS DRAWING.
4. ALL FASTENERS MUST BE IN ACCORDANCE WITH THIS DRAWING & THE FLORIDA BUILDING CODE. IF A DIFFERENCE OCCURS BETWEEN THE MINIMUM REQUIREMENTS OF THIS DRAWING & THE CODE, THE CODE SHALL CONTROL.
5. RAFTERS/JOISTS/TRUSSES MUST BE DESIGNED TO WITHSTAND WIND LOADS AS REQUIRED FOR EACH APPLICATION AND ARE THE RESPONSIBILITY OF OTHERS.

ALLOWABLE UPLIFT PRESSURE

| FASTENER SPACING (IN) | PRESSURE (PSF) |
|-----------------------|----------------|
| 24 | 45.0 |
| 12 | 113.1 |



MASTERRIB PANEL PROFILE

29 Gauge, Minimum Yield = 80 KSI

| | | | | | |
|---|-----------|------------------|------------|------------|--|
| REVISIONS | | | | | |
| REV | DATE | NAME | DATE | | |
| 1 | | Bala Sockalingam | 11-28-2011 | | |
| MasterRib Panel | | | SCALE | NONE | |
| CAD FILE: | MASTERRIB | | DRAWN: | CHECKED: | |
| | | | APPROVED: | | |
| UNION CORRUGATING COMPANY 701 SOUTH KING ST FAYETTEVILLE, NC 28302 Ph. 610.485.2105 FAX: 610.485.1081 | | | | | |
| | | | DATE: | 11-28-2011 | |
| | | | 1 | OF 1 | |